

**LM-79-08 Test Report**

For

**Revolution Lighting Technologies, Inc.****(Brand Name: Revolution Lighting Technologies)**

2280 Ward Ave. Simi Valley CA. 93065

**Downlight**

Model name(s): 21AM11-00X

Remark: X stands for Color Temperature, can be 0-2700K, 1-3000K,  
2-3500K 3-4000K, 5-5000K.Representative (Tested) Model: 21AM11-001  
21AM11-003  
21AM11-005

Model Different: All construction and rating are the same, except CCT

Test &amp; Report By:

*Garman Mo*

Engineer: Garman Mo

Date: Mar.23,2018

Review By:

*Tommy Liang*

Manager: Tommy Liang

Remark: This is multiple listed report, the Project Number of the original report is GZE1706091-A..

Note: This report does not imply product certification, approval, or endorsement by NVLAP, NIST, or any agency of the Federal Government.

**Laboratory: Standard-Tech Co. Ltd Testing Center****NVLAP CODE: 201011-0**

Report Format Number STD/QR4909-A/2

Address: Standard-Tech Building, No.6 Guanhong Road, Guangzhou Science City, Guangzhou 510663, China

Tel: 8620-3229 0320


Fax: 8620-32290422

<http://www.standard-tech.com>

**1.1 Product Information:**

Organization Name	Revolution Lighting Technologies, Inc.	
Brand Name	Revolution Lighting Technologies	
Model Number	21AM11-00X	
SKU (if available)	N/A	
Type of Luminaire (for integral lamps, list base type and lamp type)	Downlight	
Rated Voltage / Frequency	120Vac, 60 Hz	
Nominal Power	6W	
Rated Initial Lamp Lumen	--	
Declared CCT	3000K,4000K,5000K	
LED Manufacturer	XUYU OPTOELECTRONICS (SHENZHEN) CO.,LTD	
LED Model	XuYu LED 9v 100mA SMD-2835	
Sample Number	GZE1706091-A1(3000K),A2(4000K),A3(5000K)	
Luminaire Aperture (for downlights)	--	in.
Luminaire Length	--	mm
Luminaires Width	--	mm
Number of Units (modular products)	N/A	s

**Photo**



**1.2 Test Specifications:**

Date of Receipt	Jun.20,2017
Date of Test	Jun.21,2017
Test item	<ol style="list-style-type: none"> <li>1. Total Luminous Flux</li> <li>2. Luminous Efficacy</li> <li>3. Correlated Color Temperature</li> <li>4. Color Rendering Index</li> <li>5. Chromaticity Coordinate</li> <li>6. Electrical Parameters</li> </ol>
Reference Standard	<ol style="list-style-type: none"> <li>1. IES LM-79-2008 Electrical and Photometric Measurements of Solid-State Lighting Products</li> <li>2. ANSI C78.377-2008 Specifications for the Chromaticity of Solid State Lighting Products</li> <li>3. CIE 13.3-1995 Method of Measuring and Specifying Colour Rendering Properties of Light Sources</li> <li>4. CIE 15-2004 Technical Report Colorimetry</li> <li>5. IESNA LM-16-93 Practical Guide to Colorimetry of Light Source</li> <li>6. IESNA TM-16-05 Technical Memorandum on Light Emitting Diode (LED) Sources and Systems</li> </ol>
Reference Work Instruction	QD25

**1.3 Test Methods**

<p><b>1) Chromaticity Measurement – Sphere-Spectroradiometer Method:</b>                  Chromaticity parameters were measured using an integrating sphere, a spectroradiometer and software. The ambient temperature condition inside the sphere was maintained at 25° C ± 1° C. The sample measurements were made using a spectroradiometer connected by a fiber optic cable and detector through the detector port of the integrating sphere. The sample was operated at 120 or rated Volts AC, 60Hz. It was stabilized before measurement was made. Chromaticity coordinates, correlated color temperature and color rendering index were calculated from the spectral power distribution taken at 5 nm intervals over the range of 380 to 780 nm.</p>
<p><b>2) Electrical Measurements:</b>                  Electrical parameters were measured using power meters incorporated in goniophotometer or sphere-spectroradiometer system. The ambient temperature surrounding the sample was maintained at 25° C ± 1° C. The sample was operated at 120 or rated Volts AC, 60Hz. It was stabilized before measurement was made. Voltage, frequency, current, power, power factor and total harmonic distortion were measured by and read from the power meter.</p>

**2.1 Electrical, Photometric and Chromaticity Measurements**

*(Refer to Work Instruction QD25)*

<b>Test date</b>	2017-06-21	<b>Test Ambient:</b>	25.2 ° C
<b>Test Orientation</b>	As intended	<b>Stabilization Time (min)</b>	90
<b>Model Number</b>	21AM11-001		

**Electrical Measurement:**

Sample No.	Voltage (Vac)	Frequency (Hz)	Current (A)	Power (W)	Power Factor
GZE170609 1-A1	120.0	60	0.0512	5.959	0.9698

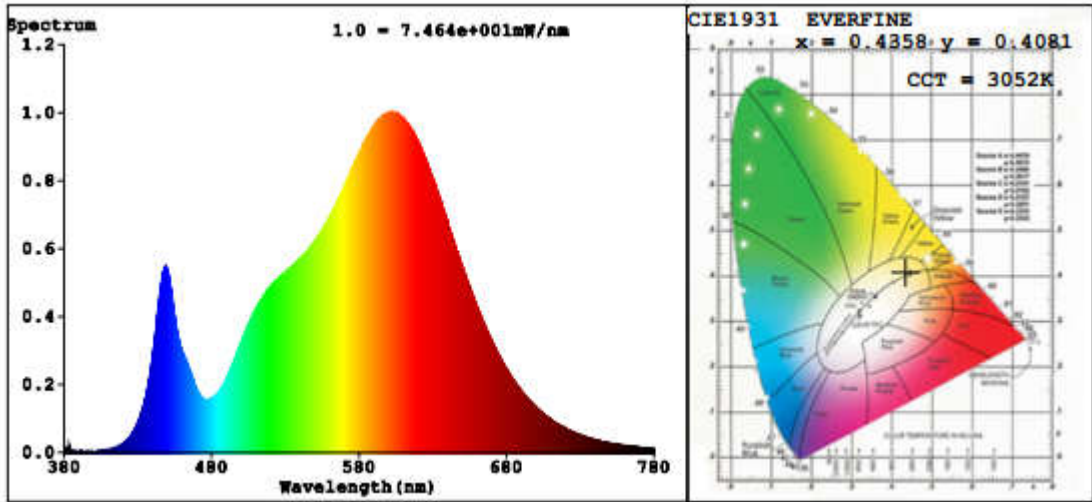
**Chromaticity Measurement - Sphere-Spectroradiometer Method:**

Parameter	Result	Special Color Rendering Indices			
Test Voltage (V)	120.0	R1	79	R9	0
Frequency (Hz)	60	R2	89	R10	75
CCT (K)	3052	R3	97	R11	80
Duv	0.0017	R4	80	R12	68
Chromaticity (x, y)	x=0.4358 y=0.4081	R5	80	R13	81
Chromaticity (u', v')	u'=0.2481 v'=0.5228	R6	86	R14	99
Color Rendering Index (CRI)	81.5	R7	83	R15	71
R9	0	R8	57	--	--

**Photometric Measurement –Sphere-Spectroradiometer Method:**

Parameter	Result
Test Voltage (V)	120.0
Frequency (Hz)	60
Total Luminous (lm)	426.5
Luminous Efficacy (lm/W)	71.57

**Spectral Power Distribution & Chromaticity Diagram**



Laboratory: Standard-Tech Co. Ltd Testing Center  
NVLAP CODE: 201011-0

Report Format Number STD/QR4909-A/2

Address: Standard-Tech Building, No.6 Guanhong Road, Guangzhou Science City, Guangzhou 510663, China

Tel: 8620-3229 0320 Fax: 8620-32290422 <http://www.standard-tech.com>

**2.2 Electrical, Photometric and Chromaticity Measurements**

*(Refer to Work Instruction QD25)*

<b>Test date</b>	2017-06-21	<b>Test Ambient:</b>	25.2 ° C
<b>Test Orientation</b>	As intended	<b>Stabilization Time (min)</b>	90
<b>Model Number</b>	21AM11-003		

**Electrical Measurement:**

Sample No.	Voltage (Vac)	Frequency (Hz)	Current (A)	Power (W)	Power Factor
GZE170609 1-A2	120.0	60	0.0515	5.997	0.9712

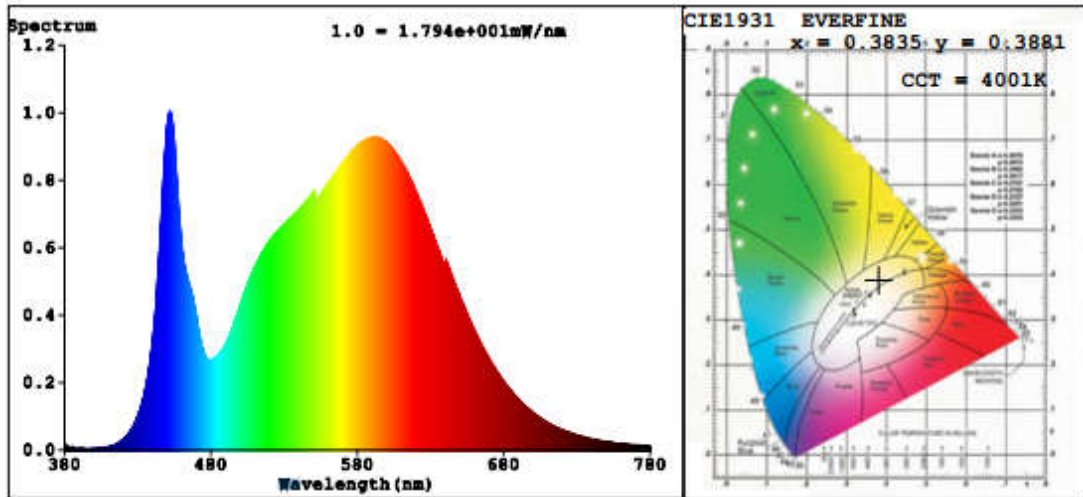
**Chromaticity Measurement - Sphere-Spectroradiometer Method:**

Parameter	Result	Special Color Rendering Indices			
Test Voltage (V)	120.0	R1	78	R9	0
Frequency (Hz)	60	R2	88	R10	71
CCT (K)	4001	R3	95	R11	78
Duv	0.0043	R4	79	R12	56
Chromaticity (x, y)	x=0.3835 y=0.3881	R5	78	R13	81
Chromaticity (u', v')	u'=0.2226 v'=0.5069	R6	83	R14	97
Color Rendering Index (CRI)	81.1	R7	86	R15	71
R9	0	R8	61	--	--

**Photometric Measurement – Sphere-Spectroradiometer Method:**

Parameter	Result
Test Voltage (V)	120.0
Frequency (Hz)	60
Total Luminous (lm)	432.7
Luminous Efficacy (lm/W)	72.16

**Spectral Power Distribution & Chromaticity Diagram**



Laboratory: Standard-Tech Co. Ltd Testing Center  
NVLAP CODE: 201011-0

Report Format Number STD/QR4909-A/2

Address: Standard-Tech Building, No.6 Guanhong Road,Guangzhou Science City, Guangzhou 510663, China

Tel: 8620-3229 0320 Fax: 8620-32290422 <http://www.standard-tech.com>

**2.3 Electrical, Photometric and Chromaticity Measurements**

*(Refer to Work Instruction QD25)*

<b>Test date</b>	2017-06-21	<b>Test Ambient:</b>	25.2 ° C
<b>Test Orientation</b>	As intended	<b>Stabilization Time (min)</b>	90
<b>Model Number</b>	21AM1 -005		

**Electrical Measurement:**

Sample No.	Voltage (Vac)	Frequency (Hz)	Current (A)	Power (W)	Power Factor
GZE170609 1-A3	120.0	60	0.0514	5.988	0.9708

**Chromaticity Measurement - Sphere-Spectroradiometer Method:**

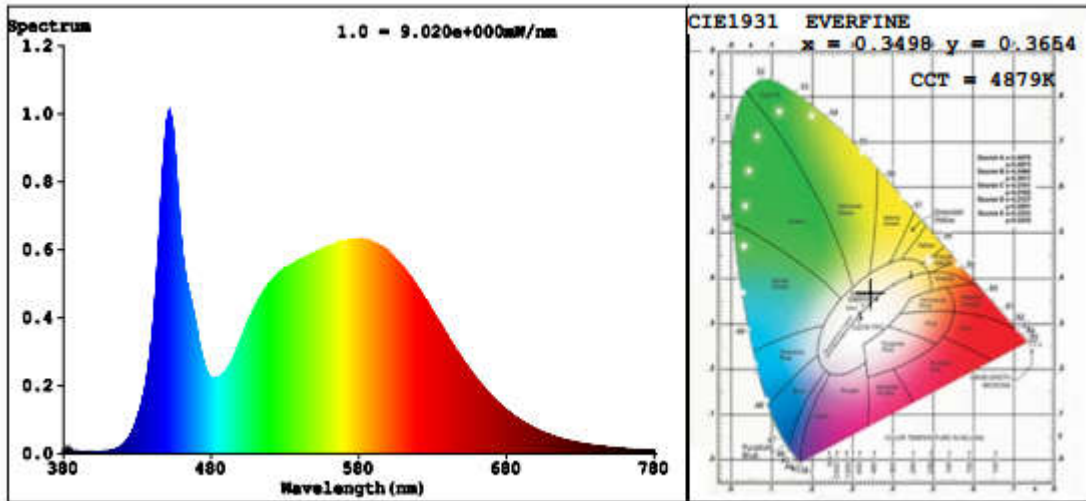
Parameter	Result	Special Color Rendering Indices			
Test Voltage (V)	120.0	R1	77	R9	0
Frequency (Hz)	60	R2	86	R10	66
CCT (K)	4879	R3	92	R11	75
Duv	0.0050	R4	78	R12	49
Chromaticity (x, y)	x=0.3498 y=0.3654	R5	77	R13	79
Chromaticity (u', v')	u'=0.2093 v'=0.4919	R6	80	R14	96
Color Rendering Index (CRI)	79.9	R7	87	R15	71
R9	0	R8	63	--	--

**Photometric Measurement – Sphere-Spectroradiometer Method:**

Parameter	Result
Test Voltage (V)	120.0
Frequency (Hz)	60
Total Luminous (lm)	436.1
Luminous Efficacy (lm/W)	72.83



**Spectral Power Distribution & Chromaticity Diagram**



Laboratory: Standard-Tech Co. Ltd Testing Center  
NVLAP CODE: 201011-0

Report Format Number STD/QR4909-A/2

Address: Standard-Tech Building, No.6 Guanhong Road, Guangzhou Science City, Guangzhou 510663, China

Tel: 8620-3229 0320 Fax: 8620-32290422 <http://www.standard-tech.com>

**3. Test Equipment**

Equipment ID	Equipment Name	Last Calibration Date	Next Calibration Date
ST-R-331	2 meter Integrating Sphere	2016-07-01	2017-06-30
ST-R-327	Spectral analysis system HAAS-2000	2016-07-01	2017-06-30
D204	Standard Lamp	2016-07-12	2017-07-11
PF2010	Power Meter for Integrating Sphere	2016-07-01	2017-06-30

Expand Uncertainty:

Photometric Measurement (Sphere):2.04%, k=2

Chromaticity Measurement(Sphere):28.8K, k=2

Photometric Measurement(Goniophotometer):2.36%, k=2

**\*\*\*\*\* END OF REPORT \*\*\*\*\*****Laboratory: Standard-Tech Co. Ltd Testing Center****NVLAP CODE: 201011-0**

Report Format Number STD/QR4909-A/2

Address: Standard-Tech Building, No.6 Guanhong Road,Guangzhou Science City, Guangzhou 510663, China

Tel: 8620-3229 0320 Fax: 8620-32290422 <http://www.standard-tech.com>