

Specification Sheet: Accent LED

Lower the Cost and Accent Your Environment

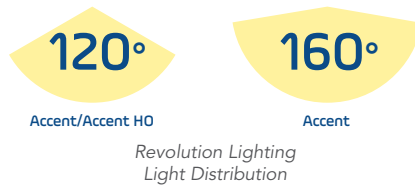
Our state-of-the-art, specification-grade dimmable illumination system delivers increased efficiency of LED lighting and uniform quality of light within commercial and residential applications.

The Accent LED provides a versatile lighting solution available in standard and high output configurations, applies easily to any finished surface, and utilizes a continuous flexible conductor carrier with removable LED modules to deliver superior accent lighting for any space.

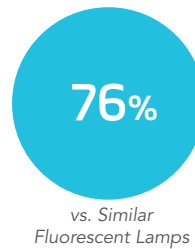
APPLICATIONS

- Coves
- Under/Over Cabinets
- Toe Kicks
- Display Cases
- Light Boxes
- Back Lighting

BEAM ANGLE



CAN DECREASE ENERGY USAGE BY



WARRANTY



Our Industry-Leading 7-Year Limited Warranty Guarantees Unsurpassed Quality

PRODUCT BENEFITS

OPERATIONAL


- 2X greater lamp life than competitors
- 84,000-hour lamp life reduces long-term maintenance costs
- Dimmable
- Removable/replaceable modules
- 3M adhesive backing

SAFETY

- No glass
- Negligible light depreciation over time
- Superior light output

SUSTAINABILITY

- Lack of UV or IR minimizes concerns with fading or discoloration
- Mercury-free, allowing for non-hazardous disposal
- 100% recyclable



ORDER LOGIC (Ex. HRLA-R-4)

Product Description	Color	Modules (per ft)
HRLA = Accent	R = Red	4 = 4 5 = 5 6 = 6
	B = Blue	
	G = Green	
	Y = Amber	
	O = Orange	
HRLA-HO = Accent High Output	6500-120 = 6500K Cool White ¹	2 = 2 3 = 3 4 = 4
	6500EE = 6500K Cool White ²	
	4100EE = 4100K Natural White ²	
	3000EE = 3000K Warm White ²	
	3000 = 3000K ¹	
	4100 = 4100K ¹	
	6500 = 6500K ¹	

¹ 120° Beam Angle
² 160° Beam Angle

LUMificient™



Specification Sheet: Accent LED

TECHNICAL DATA (Subject to change. Configuration examples only. See Order Logic table for more options.)

Catalog No.	Wattage (W)	Bending Radius (in.)	Input Voltage (VAC)	Lumens (per ft)	Efficacy (lm/W)	Beam Angle	Rated Life (Hours)	Operating Temp. (°F)
Accent								
HRLA-2700EE	0.90/ft	0.5	8	78	86	160°	84,000	-40 to 149
HRLA-4100EE	0.90/ft	0.5	8	78	86	160°	84,000	-40 to 149
Accent High Output								
HRLA-HO-2700-4	1.0/module	0.5	8	200	50	120°	50,000	-40 to 149
HRLA-HO-4100-4	1.0/module	0.5	8	240	60	120°	50,000	-40 to 149