

# Specification Sheet: T8 SEPLV LED External-Driver Tubes

## Retrofitting Is Easy with Our Energy Efficient LED Tubes

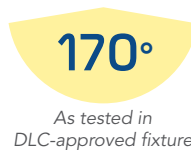
Our T8 SEPLV External-Driver Tube Lamps offer a simple, dimmable, energy-efficient solution for outdated fluorescent lighting. Each LED lamp kit comes with a matched driver customized for 1-, 2-, or 3-tube luminaires. Just swap out your fluorescent ballast and tubes with our LED driver and tubes, and start saving energy and money. These lightweight, shatterproof LED tube lamps can decrease your energy usage by as much as 60% and feature advanced "Nano" polycarbonate lenses for uniform light distribution.

The low-voltage, single-end-power (SEPLV) lamp design allows for easy installation, and the 0-10V dimmable external driver operates from 120VAC to 277VAC. With an industry-leading rated lifetime of 50,000 hours, our T8 SEPLV External-Driver Tube Lamps are also backed by a 10-year warranty.

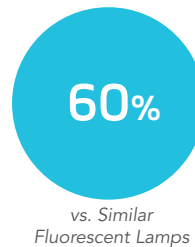
### APPLICATIONS

- Offices & Commercial Buildings
- Retail Settings
- Hotels
- Schools
- Hospitals
- Warehouses
- Assisted Living Facilities
- Parking Garages
- Recreation Centers
- Food Processing Centers

### ILLUMINATION ANGLE



### CAN DECREASE ENERGY USAGE BY



### WARRANTY



Our Industry-Leading 10-Year Limited Warranty Guarantees Unsurpassed Quality

## PRODUCT BENEFITS

### OPERATIONAL


- Very high efficacies up to 140 lm/W
- 0-10V dimming
- 3X greater lamp life than fluorescent, supported by industry-leading 10-year warranty
- 50,000 hour lamp life and eliminated ballast reduce long-term maintenance costs
- Instant on, no warm-up time

### SAFETY

- No glass
- Negligible light depreciation over time
- Superior light output
- Includes External Driver to power LED tube
- These UL Type C tube lamps are tested to comply with UL 1598C

### SUSTAINABILITY

- Lack of UV or IR minimizes concerns with fading or discoloration
- Mercury-free, allowing for non-hazardous disposal
- 100% recyclable



## ORDER LOGIC (Ex. SEPLVED-24-9-N-35-2)

Product Description	Length (in.)	Wattage	Lens	CCT (K Temp)	Tube No.
SEPLVED = Single-End-Power, Low-Voltage Ext. Driver	24 = 24 in.	9 = 9W	N = Nano	35 = 3500K 40 = 4000K 50 = 5000K	1 = Single Tube 2 = Two Tubes 3 = Three Tubes



# Specification Sheet: T8 SEPLV LED External-Driver Tubes

## TECHNICAL DATA\* (Subject to change)

Catalog No.	Product SKU No.	Rated Watts (per kit)	Lens	Base	Drive Input Voltage (VAC)	Color Temp (K)	Rated Lumens	Rated Efficacy (lm/W)	CRI	Illumination Angle	Rated Lifetime (Hours)	Operating Temp. (°F)	NSF Listed
<b>2-foot 9W Low-Voltage Single-End-Power External-Driver LED Tube, Single-Tube Kit</b>													
SEPLVED-24-9-N-35-1	202420-112	9 (Kit: 9 x 1)	Nano	G13	120-277	3500	1,260 (Kit: 1,201 x 1)	140	80	170	50,000	-4 to 113	•
SEPLVED-24-9-N-40-1	202420-113	9 (Kit: 9 x 1)	Nano	G13	120-277	4000	1,260 (Kit: 1,201 x 1)	140	80	170	50,000	-4 to 113	•
SEPLVED-24-9-N-50-1	202420-115	9 (Kit: 9 x 1)	Nano	G13	120-277	5000	1,260 (Kit: 1,201 x 1)	140	80	170	50,000	-4 to 113	•
<b>2-foot 9W Low-Voltage Single-End-Power External-Driver LED Tube, Two-Tube Kit</b>													
SEPLVED-24-9-N-35-2	202421-112	18 (Kit: 9 x 2)	Nano	G13	120-277	3500	2,520 (Kit: 1,260 x 2)	140	80	170	50,000	-4 to 113	•
SEPLVED-24-9-N-40-2	202421-113	18 (Kit: 9 x 2)	Nano	G13	120-277	4000	2,520 (Kit: 1,260 x 2)	140	80	170	50,000	-4 to 113	•
SEPLVED-24-9-N-50-2	202421-115	18 (Kit: 9 x 2)	Nano	G13	120-277	5000	2,520 (Kit: 1,260 x 2)	140	80	170	50,000	-4 to 113	•
<b>2-foot 9W Low-Voltage Single-End-Power External-Driver LED Tube, Three-Tube Kit</b>													
SEPLVED-24-9-N-35-3	202422-112	27 (Kit: 9 x 3)	Nano	G13	120-277	3500	3,780 (Kit: 1,208 x 3)	140	80	170	50,000	-4 to 113	•
SEPLVED-24-9-N-40-3	202422-113	27 (Kit: 9 x 3)	Nano	G13	120-277	4000	3,780 (Kit: 1,208 x 3)	140	80	170	50,000	-4 to 113	•
SEPLVED-24-9-N-50-3	202422-115	27 (Kit: 9 x 3)	Nano	G13	120-277	5000	3,780 (Kit: 1,208 x 3)	140	80	170	50,000	-4 to 113	•

Product is DLC listed.

\* Note: External-Driver SEPLV T8 tube-lamp kits must be ordered in full case quantities: 12 kits per case for the one-, two-, and three-tube kits. For more information, please contact your Revolution Lighting sales representative.

## PHYSICAL DATA

Catalog No.	Product SKU No.	Product Dimensions <sup>†</sup> (in.)	Product Weight <sup>†</sup> (lb)
<b>2-foot 9W Low-Voltage Single-End-Power External-Driver LED Tube, Single-Tube Kit</b>			
SEPLVED-24-9-N-35-1	202420-112	24L x 1 Dia.	0.16
SEPLVED-24-9-N-40-1	202420-113	24L x 1 Dia.	0.16
SEPLVED-24-9-N-50-1	202420-115	24L x 1 Dia.	0.16
<b>2-foot 9W Low-Voltage Single-End-Power External-Driver LED Tube, Two-Tube Kit</b>			
SEPLVED-24-9-N-35-2	202421-112	24L x 1 Dia.	0.16
SEPLVED-24-9-N-40-2	202421-113	24L x 1 Dia.	0.16
SEPLVED-24-9-N-50-2	202421-115	24L x 1 Dia.	0.16
<b>2-foot 9W Low-Voltage Single-End-Power External-Driver LED Tube, Three-Tube Kit</b>			
SEPLVED-24-9-N-35-3	202422-112	24L x 1 Dia.	0.16
SEPLVED-24-9-N-40-3	202422-113	24L x 1 Dia.	0.16
SEPLVED-24-9-N-50-3	202422-115	24L x 1 Dia.	0.16

<sup>†</sup> Note: Product dimensions and weights are for individual LED tube lamps; they do not include the driver.