

Specification Sheet: Katana LED Area Light

The Energy Efficient LED Solution

Whether you need to light your building exterior in complementary light to show it at its best or provide security around it, our Katana LED Area Lights deliver energy savings. With standard 0-10V dimming and 10-kV surge protection, an optional dusk-to-dawn photocell, and optional motion controls, our Katana LED Area Lights can further enhance your energy savings beyond merely switching to LED. A 100,000-hour-rated life and 10-year warranty ensure long-term visibility and safety through high-quality lighting. Our state-of-the-art LED lighting solutions are durable, reliable, and high-performance. Ideal for either dry or wet locations, our Katana LED Area Lights feature an IP65-rated aluminum housing with a powder coat finish.

APPLICATIONS

- Walkways
- Building Perimeters
- Security Areas
- Parking Lots
- Parking Structures
- Egress Illumination

BEAM ANGLE	BEAM ANGLE	BEAM ANGLE	CAN DECREASE ENERGY USAGE BY
Type III <i>Revolution Lighting Light Distribution</i>	Type IV <i>Revolution Lighting Light Distribution</i>	Type V <i>Revolution Lighting Light Distribution</i>	50% vs. MH or HPS

WARRANTY



Our Industry-Leading 10-Year Limited Warranty Guarantees Unsurpassed Quality

PRODUCT BENEFITS

OPERATIONAL

- 3X greater lamp life than metal halide
- 100,000-hour rated lifetime
- 0-10V dimming standard
- Driver-On-Board (DOB) technology decreases complexity
- Photocell (dusk-to-dawn sensor) receptacles optional
- Motion sensor optional

SAFETY

- No glass
- Negligible light depreciation over time
- Superior light output
- Lightweight construction
- 10-kV surge protector standard
- IP65

SUSTAINABILITY

- Can cut energy usage by more than 50%
- Lack of UV minimizes concerns with fading or discoloration
- Mercury-free, allowing for non-hazardous disposal
- 100% recyclable
- Supported by 10-year warranty



ORDER LOGIC (Ex. KAL-50-SV-BZ-40-D-T3-NP-NM)

Product Description	Wattage	Input Voltage (VAC)	Housing Color	CCT (K Temp)	Dimming Option	Light Distribution	Surge Protector *	Photocell *
KAL = Katana Area Light	25 = 25W 50 = 50W 75 = 75W 100 = 100W 150 = 150W 200 = 200W 300 = 300W	SV = 120-277VAC	BZ = Bronze WH = White* BK = Black* GR = Grey*	40 = 4000K 50 = 5000K	D = 0-10V Dimming	T3 = Type III T4 = Type IV T5 = Type V*	NP = No Photocell Receptacle 3P = 3-Pin Photocell Receptacle* 5P = 5-Pin Photocell Receptacle* 7P = 7-Pin Photocell Receptacle*	NM = No Motion Sensor MS = Motion Sensor*

* Note: Katana Area Lights with non-standard photo/motion controls, light distributions, or housing colors may be special-ordered, subject to MOQ requirements. Check with your Revolution Lighting distributor for ordering details.



Specification Sheet: Katana LED Area Light

ACCESSORIES



Slipfitter Mount



Square Pole Mount



Round Pole Mount



Trunnion Mount

ACCESSORY ORDER LOGIC (Must be ordered separately)

Product Family	Accessory Type	Accessory Style	Accessory Detail
KAL = Katana Area Light	M = Mounting Arm*	SF = Slipfitter SP = Square Pole RP = Round Pole TM = Trunnion Mount	BZ = Bronze WH = White* BK = Black* GR = Gray*
	P = Photocell	SV = Standard Voltage	3PC = 3-Pin Photocell

* Note: Katana Area Lights with non-standard photo/motion controls, light distributions, or housing colors may be special-ordered, subject to MOQ requirements. Check with your Revolution Lighting distributor for ordering details.

† Note: Katana Area Lights with photocell receptacles may be special-ordered, subject to MOQ requirements. All Katana Area Lights ordered with a photocell receptacle will include a shorting cap. Photocells may be ordered separately. Check with your Revolution Lighting distributor for ordering details.

+ Note: Katana Area Lights are not supplied with a mounting arm. Mounting arms of various styles are available to order separately. Check with your Revolution Lighting distributor for ordering details.

NOTE: Specifications and other information provided here are subject to change. Contact your Revolution Lighting representative for more information.

TECHNICAL DATA (Subject to change – standard options shown)

Catalog No.	Rated Watts	Input Voltage (VAC)	Color Temp (K) †	Rated Lumens	Rated Efficacy (lm/W)	CRI	Beam Angle	BUG Rating	Rated Life (Hours)	Operating Temp. (°F)
25W Katana Dimmable LED Area Light										
KAL-25-SV-BZ-40-D-T3-NP-NM	25	120-277	4000	3,200	128	70	Type III	B1 – U0 – G1	100,000	-40 to 122
KAL-25-SV-BZ-50-D-T3-NP-NM	25	120-277	5000	3,200	128	70	Type III	B1 – U0 – G1	100,000	-40 to 122
50W Katana Dimmable LED Area Light										
KAL-50-SV-BZ-40-D-T3-NP-NM	50	120-277	4000	6,000	120	70	Type III	B1 – U0 – G1	100,000	-40 to 122
KAL-50-SV-BZ-50-D-T3-NP-NM	50	120-277	5000	6,000	120	70	Type III	B1 – U0 – G1	100,000	-40 to 122
75W Katana Dimmable LED Area Light										
KAL-75-SV-BZ-40-D-T3-NP-NM	75	120-277	4000	9,200	123	70	Type III	B2 – U0 – G2	100,000	-40 to 122
KAL-75-SV-BZ-50-D-T3-NP-NM	75	120-277	5000	9,200	123	70	Type III	B2 – U0 – G2	100,000	-40 to 122
100W Katana Dimmable LED Area Light										
KAL-100-SV-BZ-40-D-T3-NP-NM	100	120-277	4000	12,000	120	70	Type III	B2 – U0 – G2	100,000	-40 to 122
KAL-100-SV-BZ-50-D-T3-NP-NM	100	120-277	5000	12,000	120	70	Type III	B2 – U0 – G2	100,000	-40 to 122
150W Katana Dimmable LED Area Light										
KAL-150-SV-BZ-40-D-T3-NP-NM	150	120-277	4000	17,680	118	70	Type III	B2 – U0 – G2	100,000	-40 to 122
KAL-150-SV-BZ-50-D-T3-NP-NM	150	120-277	5000	18,360	122	70	Type III	B2 – U0 – G2	100,000	-40 to 122
200W Katana Dimmable LED Area Light										
KAL-200-SV-BZ-40-D-T3-NP-NM	200	120-277	4000	23,500	118	70	Type III	B3 – U0 – G3	100,000	-40 to 122
KAL-200-SV-BZ-50-D-T3-NP-NM	200	120-277	5000	23,800	119	70	Type III	B3 – U0 – G3	100,000	-40 to 122
300W Katana Dimmable LED Area Light										
KAL-300-SV-BZ-40-D-T3-NP-NM	300	120-277	4000	35,000	116	70	Type III	B3 – U0 – G3	100,000	-40 to 122
KAL-300-SV-BZ-50-D-T3-NP-NM	300	120-277	5000	35,000	116	70	Type III	B3 – U0 – G3	100,000	-40 to 122

* All products are designed to comply with ANSI 078.377-2008 chromaticity standards for solid-state lighting.

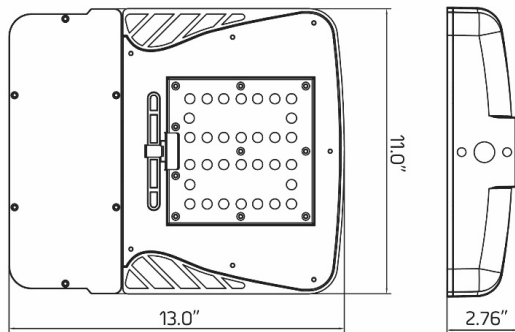
NOTE: Specifications and other information provided here are subject to change. Contact your Revolution Lighting representative for more information.

Specification Sheet: Katana LED Area Light

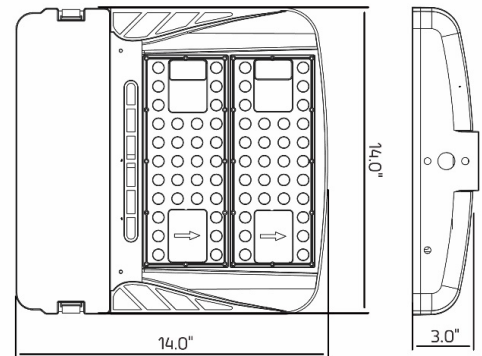
PHYSICAL DATA (EXCLUDING MOUNTING ARMS)

Catalog No.	Product Dimensions (in.)	Product Weight (lb)
25W Katana Dimmable LED Area Light		
KAL-25-SV-BZ-40-D-T3-NP-NM	11.0W x 13.0L x 2.8H	9.9
KAL-25-SV-BZ-50-D-T3-NP-NM	11.0W x 13.0L x 2.8H	9.9
50W Katana Dimmable LED Area Light		
KAL-50-SV-BZ-40-D-T3-NP-NM	11.0W x 13.0L x 2.8H	9.9
KAL-50-SV-BZ-50-D-T3-NP-NM	11.0W x 13.0L x 2.8H	9.9
75W Katana Dimmable LED Area Light		
KAL-75-SV-BZ-40-D-T3-NP-NM	11.0W x 13.0L x 2.8H	9.9
KAL-75-SV-BZ-50-D-T3-NP-NM	11.0W x 13.0L x 2.8H	9.9
100W Katana Dimmable LED Area Light		
KAL-100-SV-BZ-40-D-T3-NP-NM	11.0W x 13.0L x 2.8H	9.9
KAL-100-SV-BZ-50-D-T3-NP-NM	11.0W x 13.0L x 2.8H	9.9
150W Katana Dimmable LED Area Light		
KAL-150-SV-BZ-40-D-T3-NP-NM	14.0W x 14.0L x 3.0H	10.1
KAL-150-SV-BZ-50-D-T3-NP-NM	14.0W x 14.0L x 3.0H	10.1
200W Katana Dimmable LED Area Light		
KAL-200-SV-BZ-40-D-T3-NP-NM	14.0W x 14.0L x 3.0H	10.1
KAL-200-SV-BZ-50-D-T3-NP-NM	14.0W x 14.0L x 3.0H	10.1
300W Katana Dimmable LED Area Light		
KAL-300-SV-BZ-40-D-T3-NP-NM	15.7W x 19.3L x 3.3H	17.6
KAL-300-SV-BZ-50-D-T3-NP-NM	15.7W x 19.3L x 3.3H	17.6

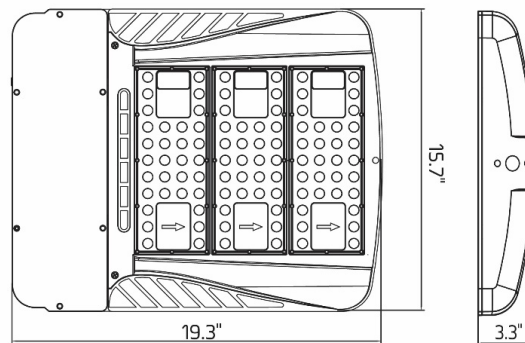
DIMENSIONAL DRAWINGS



25-100W Katana LED Area Lights



150-200W Katana LED Area Lights



300W Katana LED Area Lights